



International League
of Dermatological Societies



ILDS Member Initiatives Directory

Addressing challenges in Global Skin Health

Publication date: July 2023



CONTENTS

	Page		Page
1 Introduction	3	15 Indian Association of Dermatologists, Venereologists, and Leprologists	25
2 African Association for Dermatology	4	16 Indonesian Society of Dermatology and Venereology	27
3 African Society of Dermatology and Venereology	5	17 Indonesian Society of Dermatology and Venereology	29
4 American Academy of Dermatology	6	18 International Eczema Council	31
5 American Society for Dermatologic Surgery	7	19 International Peeling Society	31
6 Association of Academic Cosmetic Dermatology	9	20 International Society of Dermatopathology	33
7 British Association of Dermatologists	11	21 Iranian Society of Dermatology	35
8 British Dermatological Nursing Group	13	22 Nigerian Association of Dermatologists	37
9 Chilean Society of Dermatology and Venereology	15	23 Paraguayan Society of Dermatology	39
10 Chinese Society of Dermatology	16	24 Philippine Dermatological Society	40
11 Dermatology Nurses' Association	18	25 Spanish Academy of Dermatology and Venereology	42
12 German Dermatological Society	19	26 Sri Lanka College of Dermatologists	44
13 Honduran Society of Dermatology and Dermatologic Surgery	21	27 The Japanese Dermatological Association	46
14 Hungarian Dermatological Society	23		



INTRODUCTION

I am delighted to present the second edition of the ILDS Member Initiatives Directory, showcasing ILDS Member Societies' initiatives to support and enhance dermatology around the world.

This publication is launched to coincide with the 25th World Congress of Dermatology held from 3-8 July 2023 in Singapore. This year the Congress is hosted by ILDS Member the Dermatological Society of Singapore and, with over 10,000 delegates in attendance, is one of the largest international dermatological conferences.

The aim of the Congress this year is to promote the science and practice of dermatology, by providing a platform for specialists from around the world to showcase new knowledge, exchange clinical experiences and scientific research, and build professional and personal networks and collaborations.

This Directory contributes to that aim by sharing a broad range of approaches from ILDS Member Societies across a range of themes:

1. The future of dermatology: threats and opportunities
2. Access to dermatologic health and medical skin treatment and care
3. Training and education
4. Global volunteerism: Addressing the challenges in global and national skin health
5. The future of dermatology as a discipline

May I take this opportunity to thank the ILDS Member Societies who have shared their valuable work in this Directory. The articles featured are representative of the brilliant work that dermatologists and their societies do all over the world, each and every day.

I do hope that the creative and informative initiatives you read about allow you to learn, guide and strengthen your dermatological practice. It provides great reassurance that, together, we really can achieve "Skin Health for the World".

Professor Lars French
President, ILDS



DISCLAIMER:

The Articles and any associated images included in this Directory have been written/provided by the ILDS Member Societies. The ILDS shall not be held liable for any claim associated with the content published in this Directory.

African Association for Dermatology

DERMA learning in African world

HELPING THE AFRICAN COMMUNITY FOR A BETTER FUTURE

The African Association for Dermatology (AFRAD) was established in the early nineties by Professor Mohamed Amer to help the African developing world for a better health and education. We have strived to help the African countries treat and support their patients, which is a tough thing in many developing countries in the continent.

Our primary objective is to raise funds to treat moderate to severe psoriasis patients with biologicals, although it's not easy to maintain this due to the expensive prices of medications. Income from many congresses has been invested in treating and supporting patients who can't afford medication to treat themselves.

Over the years, we have also established educational courses for junior students (dermatologists) to get better education. This also enables them to benefit from the society connections to receive scholarships for different congress'/courses to improve the quality of education they can receive.

Vitiligo is a very frustrating dermatological disorder that has encouraged our society to strive to improve the treatment provided. We have set up many phototherapy centers enabling us to treat patients for free, especially in the university hospitals where we were able to provide many sessions to patients in need and have helped cure many conditions.

Since 2000, we were able to establish a laser unit center with several machines and this helped many nevi patients to get treatment for affordable prices like Nevus of Otto, Eto and others.

Residents receive training and are educated in these centers. This means we have been able to support the qualification of many dermatologists in different parts of this poor continent which are required, along with a lot of investment, to help and treat as many patients as possible.

For more than 25 years, the AFRAD are doing their best to help those suffering and provide treatment to chronic patients and we support the dermatological field further by working closely and establishing relationships with hospitals.

We hope to be able to receive more funding to help patients in our developing countries.

African Society of Dermatology and Venereology

The African Society of Dermatology and Venereology (ASDV) is an organisation for dermatologists across the African continent. Our mission is to strengthen public and private partnerships and local and international collaborations; to support community outreach initiatives and public education; and to promote relevant research, leadership and mentorship

OUR ACTIVITIES FROM 2021 TO 2023:

Webinars: ASDV has embarked on several webinars since 2021 in order to extend and share knowledge, information, and experiences concerning dermatology practice in Africa.

The first was held on May 20, 2021. The topic discussed was Dyschromia. This webinar was well attended by 190 dermatologists and residents from across different countries in Africa. Although the presentation was done in English, there were also simultaneous French translations. This was well received by our colleagues from the French-speaking region. So far, we have had four additional webinars with topics including trichoscopy, teledermatology, and hair transplantation. These webinars have been in collaboration with Bioderma and VisualDx. Speakers have been from Tunisia, Ethiopia, Ghana, and Nigeria.

In collaboration with Dark and Lovely, L'Oréal, and NAD, ASDV organised a one-day symposium for hairdressers and barbers where topics included proper care of African hair and discussions on how to approach and prevent complications such as traction alopecia and when to advise customers to seek dermatologists' care.

The organization of the 3rd ASDV biennial conference in collaboration with the Nigerian Association of Dermatologists (NAD) was conducted from June 20 to June 24, 2022.

The theme of the conference was "Enhancing evidence-based dermatology practice in the globalization era," and subthemes were skin health in a convalescing world and investigative and diagnostic procedures in dermatology.

The conference was hybrid, with attendance from dermatologists from Nigeria, Benin, Togo, Tunisia, South Africa, Mozambique, Cote d'Ivoire, Sudan, the DR Congo, etc. We also received presentations from France and the United States of America. The next conference will be organized in conjunction with the Tunisian Society of Dermatology and Venereology from April 24 to 27, 2024, in Sousse, Tunisia. ASDV has provided a forum for other African societies to apply for the American Academy of Dermatology Strauss & Katz scholarship and the ILDS DermLink grants. A platform for collaborations in both research and dermatological practice, ASDV has facilitated improved communication across its African member nations.

RESOURCES

For more information, email us at:

info@asdvafrica.org



American Academy of Dermatology

Advancing Excellence in Dermatology

RESPONDING RAPIDLY TO EMERGING CONDITIONS

The American Academy of Dermatology (AAD) strives to deliver members and the public carefully vetted information about a range of dermatologic conditions. This work often takes months or years of painstaking review of the literature, discussion of the proper terminology, and formal approval through our organizational hierarchy. But it's worth it: The resulting clinical guidelines are the backbone of many of our educational offerings and a core member benefit.

We had to adopt a radically different model in 2020 to help members and the public deal with the emergence of COVID-19 - and our members needed not just guidance on recognizing and treating the condition, but help staying in business! We swung into action. Within weeks of the declaration of a pandemic, we'd empaneled a task force made up of dozens of staff and physician members. Under the leadership of Past President Dr. George Hruza, they were empowered to quickly produce and disseminate guidance for members.

Among the task force's output were resources that educated members on:

- How to switch to teledermatology quickly - and get paid for it.
- How to preserve personal protective equipment (PPE) and find more.
- How to handle patients on biologics and other immunosuppressive treatments.
- How to get financial assistance, including economic disaster loans and tax credits for paid leave.

As conditions changed and practices reopened, we provided members with vital guidance on how to adapt their practices to social distancing, mask mandates, and changing patient expectations.

We also made sure the public had the information they needed to cope with emerging skin signs of COVID-19, including 'COVID toes' and 'maskne,' using the opportunity to ensure that the media mentioned dermatologic expertise in its stories about these trending topics.

In addition, we worked in partnership with ILDS to launch a registry to capture skin signs of COVID-19, which has resulted in numerous publications educating dermatologists about the skin manifestations of COVID-19 as well as skin reactions to the vaccines that rolled out in 2021. We appreciate the hundreds of dermatologists around the world who have reported cases to the registry! You can learn more about the many papers that resulted from the registry, or report a case, at www.aad.org/covidregistry.

In 2022, as we finally began to put COVID in the rearview mirror, another threat emerged: Mpox. While immunity for COVID offered no protection against mpox, our organization's experience with COVID left behind memory T-cells that quickly recognized another emergency that required action. We quickly formed a task force to address mpox. Once again, we provided members and the public with guidance on the condition and how to identify and treat it. We even collaborated with the Centers for Disease Control and Prevention to create guidance for clinicians on managing scarring in mpox patients as well as guidance on managing severe mpox lesions. All of this content is being shared by the CDC on its website, dramatically extending the reach of our work and demonstrating the value of dermatologic knowledge and expertise. You can view it at www.aad.org/mpox.

We also expanded the registry launched with the ILDS during COVID to encompass mpox and reactions to mpox vaccinations. Dr. Esther Freeman, who led our registry work for both conditions, also participated in World Health Organization efforts to respond to the mpox emergency, developing an atlas of mpox images and guidance for treatment.

The AAD will always offer members and the public the best, most thoroughly vetted guidance it can regarding dermatologic diseases and treatments. But over the last few years, we've found a new way to advance excellence in dermatology in real time when necessary, and we're proud of how it's allowed us to share dermatology's unique expertise with the world.

American Society for Dermatologic Surgery

The American Society for Dermatologic Surgery (ASDS) is the largest specialty organization representing 6,400 dermatologic surgeons who have the unique training and experience required to treat the health, function and beauty of skin, hair and nails. The Society's mission is to foster, promote, support, augment, develop and encourage investigative knowledge in dermatologic surgery; to promote the highest possible standards in clinical practice, continuing education and research in dermatologic surgery; to promote the highest standards of patient care and public interest; and to provide a forum for the exchange of ideas and methodology for dermatologic surgery and related basic sciences.

For over 50 years, ASDS has been recognized as a leader in dermatologic surgery educational excellence, committed to advancing the specialty with high-quality training and practice standards.

Members of the Society are trailblazers, building and elevating the specialty of dermatologic surgery throughout the world. ASDS encourages the exchange of information between international colleagues by facilitating meaningful educational opportunities.

THE ASDS ANNUAL MEETING

Each year, the ASDS Annual Meeting provides the most comprehensive education in dermatologic surgery for dermatologists committed to excellence in cosmetic, Mohs, reconstructive and general dermatologic surgery procedures.

The Society's annual conference gives dermatologic surgeons from around the world the opportunity to obtain hands-on experience, view live patient demonstrations, learn from renowned expert faculty, network with global colleagues, discover the latest technological advances and meet with industry representatives.

The meeting features the Lawrence M. Field, MD, Honorary Lectureship, named in recognition of Dr. Field's lifelong contributions to international dermatologic surgical education. Selected lecture speakers are exemplary individuals who have shown a commitment to dermatologic surgery education and excellence that mirror the accomplishments of Dr. Field outside of the U.S. and Canada.



A session presented by the ASDS International Traveling Mentorship Program (ITMP) highlights the Society's global stewardship of safety and evidence-based practice, including its commitment to diversity, equity, and inclusion. In this annual session, lecturers are internationally renowned experts bringing their knowledge from around the globe to share with the dermatologic surgery community, fostering mutual learning through the exchange of real-world experiences. Camaraderie and networking are consistently listed as attendees' favorite aspects of the ASDS Annual Meeting. With dedicated time for social receptions and the Exhibit Hall, international colleagues can catch up with mentors, interact with experts and build new peer relationships that share the same daily challenges.



DERMATOLOGIC SURGERY THREATS AND OPPORTUNITIES

Dermatologic surgery relies heavily on safety guidelines that have typically been developed based on retrospective complications case reports, consensus or expert opinion, and bench research including cadaver studies and in vitro or ex vivo testing.

There is a need to establish evidence-based standards of practice and safety, including for patients with skin of color and other underserved groups. ASDS Annual Meeting sessions integrate and highlight how dermatologists can help address these unmet needs. This includes bridging practice gaps with respect to cultural competence and healthcare equity, facilitating prospective research and training collaborations, and empowerment of better outcomes for all within our increasingly diversifying patient populations. The Society takes pride in advancing structured training and international dialogue within the dermatologic surgery community, with global safety standards as the paradigm. Content at the annual conference provides interactive updates from international ASDS members on key topics including:

- Laser safety and treatment-tailoring in patients with skin of color.
- Ethnically appropriate injectables strategies.
- Surgical safety around the world.

THE ASDS INTERNATIONAL PRECEPTORSHIP PROGRAM

Since 2011, the ASDS International Preceptorship Program has facilitated educational mentoring opportunities by selecting an international dermatologic surgeon annually to receive a monetary grant to visit an established surgeon in the U.S. (typically one to three weeks in duration). The primary goal of the preceptorship is to encourage the exchange of information and education for an international preceptee that expands his/her knowledge of advanced procedures and techniques not currently available in his/her country of origin.

THE ASDS INTERNATIONAL TRAVELING MENTORSHIP PROGRAM

The International Traveling Mentorship Program (ITMP) was established in 2010 through the Lawrence Field, MD, International Dermatologic Surgery Education Exchange Fund. ITMP enhances the exchange of information and body of knowledge of dermatologic surgery between the U.S. and the international community of dermatologic surgeons. ASDS assists dermatologic surgeons to visit a host institution in another country for a defined period of teaching, surgical demonstrations and table-side exchange.

RESOURCES:

- Become an ASDS member, visit [asds.net/Join](https://asds.net/join) or email membership@asds.net
- For annual meeting details, visit [asds.net/AnnualMeeting](https://asds.net/annualmeeting) or email education@asds.net
- Learn about the Society's international programs at <http://asds.net/International-Dermatologists>.
- Converse with peers on the exclusive members-only digital community, ASDS Connect, at asds.net/Connect and join the International Shared Interest Group.



Association of Academic Cosmetic Dermatology

The mission of the Association of Academic Cosmetic Dermatology (AACD) is to improve the education of dermatology residents in cosmetic and laser dermatology in order to ensure that they develop a wide range of skills and are ready to practice at a high level when they finish training; optimize the delivery of clinical cosmetic services to patients in academic settings; facilitate the education and professional development of cosmetic dermatology faculty at academic centers; and educate patients regarding cosmetic procedures with unbiased, scientifically valid, accessible, and understandable content.

ADDRESSING TRAINING AND PRACTICE GAPS IN ACADEMIC COSMETIC AND LASER DERMATOLOGY

Dermatologists are the leaders in developing, perfecting, and performing minimally invasive cosmetic and laser treatments. In the academic setting, cosmetic dermatology encompasses resident and fellow training, managing institutional regulations which may be barriers to clinical practice and research, multispecialty collaboration, and, often, treating numerous patients who are seeking procedural treatment to address the visible sequelae of complex medical dermatologic conditions.

Academic cosmetic dermatologists have opportunities to teach and engage others, and also may work to address gaps pertaining to resident education, patient care, and professional development.

The AACD, the lead professional society for academic cosmetic dermatology faculty in the US, aims to identify and narrow such gaps. Regarding education, there is a need to improve the training of US dermatology residents in cosmetic and laser procedures. While most dermatology residents plan to incorporate cosmetics into their practice after graduation, there are many other topics that they must master during residency, and relatively little training in cosmetic procedures is required by the ACGME, which sets the minimum standards for US residency programs^{1,2}.

As such, cosmetic training during residency can be limited and variable from program to program. The AACD is focused on developing ways to elevate cosmetic training for residents beyond the minimum requirements so that they are ready to enter practice and not hindered by a low level of comfort or experience^{3,4}. Ongoing initiatives pertaining to resident education include a monthly virtual journal club for faculty and trainees, development of objective tools to assess resident performance of cosmetic procedures (Objective Structured Assessment of Technical Skills, or OSATS), and production of standard slide decks on cosmetic procedures and topics for use by faculty members at their programs.

From a patient satisfaction and patient experience perspective, the provision of cosmetic procedures in academia can be challenging because academic centers are typically built around hospitals and designed to treat serious illness.

This also means that academic cosmetic dermatologists may frequently use injectables and energy-based procedures traditionally considered cosmetic to treat sequelae of complex medical dermatologic conditions that limit function and quality of life.

The AACD is committed to improving the cosmetic patient's experience in a university setting. Ideally, patients would have the benefit of receiving treatment from faculty who are well-trained research leaders while also having their individual needs and desire for sufficient attention met through a high quality, personalized experience. AACD members have created dozens of informational handouts for in-clinic education of patients on common cosmetic procedures.

The AACD also routinely convenes meetings focused on sharing tips on how to successfully start and run an academic cosmetic practice.

There are many other issues unique to the training of residents and the delivery of cosmetic services in the academic setting, but there are relatively few venues for academic cosmetic dermatologists to gather to discuss their concerns and develop solutions. The AACD seeks to engage its members during in-person and virtual meetings. These aim to not only to build bonds of friendship and collegiality but also to help members meet their individual needs for education and guidance so that they can be more effective as teachers and physicians at their respective institutions.

In summary, through efforts focused on resident education, patient care, and professional development of faculty, the AACD seeks to improve cosmetic and laser dermatology at academic centers.

REFERENCES:

1. Kirby et al. A survey of dermatology resident education in cosmetic procedures. *J Am Acad Dermatol.* 2013;68(2):e23-28.
2. 2022 Program Requirements for Graduate Medical Education in Dermatology. Accreditation Council for Graduate Medical Education (ACGME). Editorial revision: Effective July 1, 2022.
3. Minkis et al. Needs and Gaps in Resident Trainee Education, Clinical Patient Care, and Clinical Research in Cosmetic Dermatology: Position Statement of the Association of Academic Cosmetic Dermatology. *Arch Dermatol Res.* Published online December 3, 2022.
4. Minkis et al. The Association of Academic Cosmetic Dermatology: improving cosmetic dermatology education through collaboration, research, and advocacy. *Arch Dermatol Res.* Published online December 2, 2022.

RESOURCES:

For more information, visit theaacd.org



British Association of Dermatologists

The mission of the British Association of Dermatologists (BAD) is to champion dermatology in the UK for the public benefit. This means developing educational content and courses, facilitating and publishing dermatology research, running dermatology registries, holding dermatology events and conferences, promoting innovation in dermatology care, and engaging with decision-makers and stakeholders within the dermatology community and wider health system.

PRESSURE ON WORLDWIDE DERMATOLOGY SERVICES

The demands on UK (and global) dermatology services are well-documented with:

- 24% of the UK population contacting their General Practitioner (GP) for a skin complaint each year, of which more than 6% are referred to secondary care (BAD, 2013)
- Atopic eczema affecting 1 in 5 children and 1 in 10 adults in the UK (National Eczema Society, 2023)
- 140% change in melanoma skin cancer incidence rates since the early 1990s (Cancer Research UK, 2023)

BAD and British College of Dermatology strategy



**British
College of
Dermatology**

A key part of our strategy for tackling these pressures has been to create the [British College of Dermatology \(BCD\)](#) as the education and training hub for dermatology in the medical and healthcare sector. In collaboration with our stakeholders we are:

- Targeting the dermatology and wider workforce of GPs, nurses, pharmacists, physician associates

- Expanding our in-house offer of continuing professional development (CPD)
- Developing strong delivery partnerships
- Ensuring patients' voices, diversity, and sustainability are at the heart of what we do.

Online learning site

Since the launch of the BCD, we have continued to develop our existing education offer, both virtual and in-person. Our next logical step has been to fund and develop a learning site <https://learning.bcd.org.uk> that can act as a hub for learning and CPD content – ours and other contributors' – where we can attract learners from the multidisciplinary dermatology workforce. It is open to members and non-members of the BAD. We have had enthusiastic member take-up, with demand for more courses to be released and positive user feedback:

"Excellent resource. Concise and interactive."

"Fantastic quality images and really relevant."

What's on offer?

The learning site is designed to offer:

- Bite-sized learning
- Engaging and interactive courses
- Progress tracking
- Knowledge checks
- Certification for CPD credits

It features courses prepared by us and our partners, including:

- Acute dermatology and nursing management by the British Dermatological Nursing Group (BDNG)
- Advancement flap repair for trainees by the BCD
- Local anaesthetics by the British Society for Dermatological Surgery (BSDS)
- Surgical anatomy by the (BSDS)

In time we will develop more and more courses, mapped to curricula and to the demand that we see from users.

The vision for the learning site just got bigger!

We have many plans for expansion.

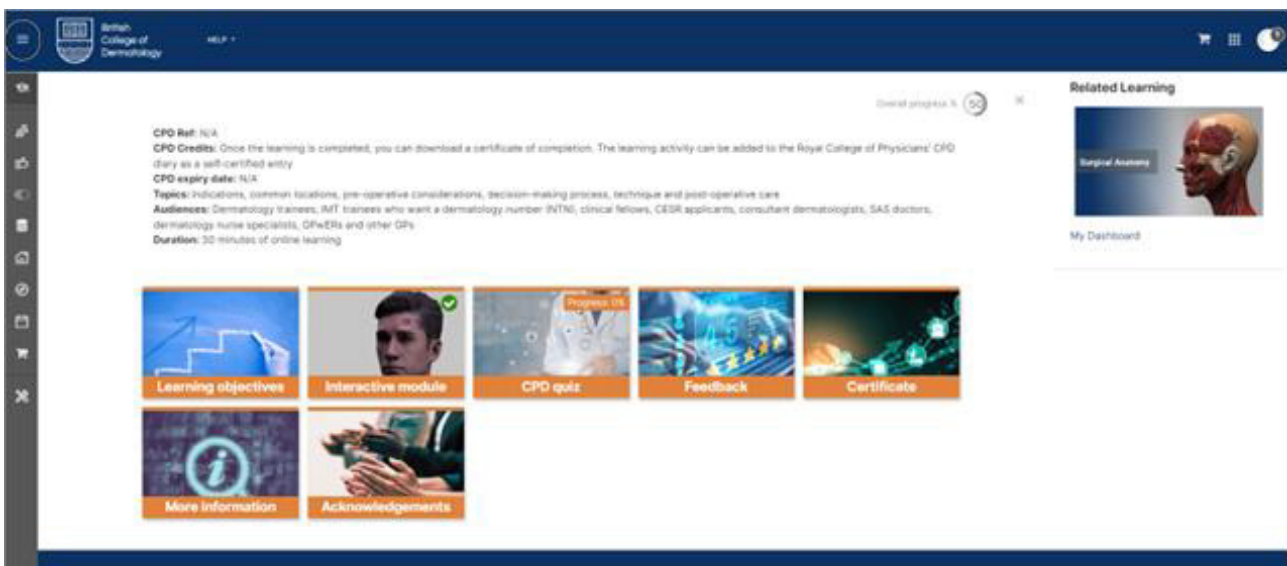
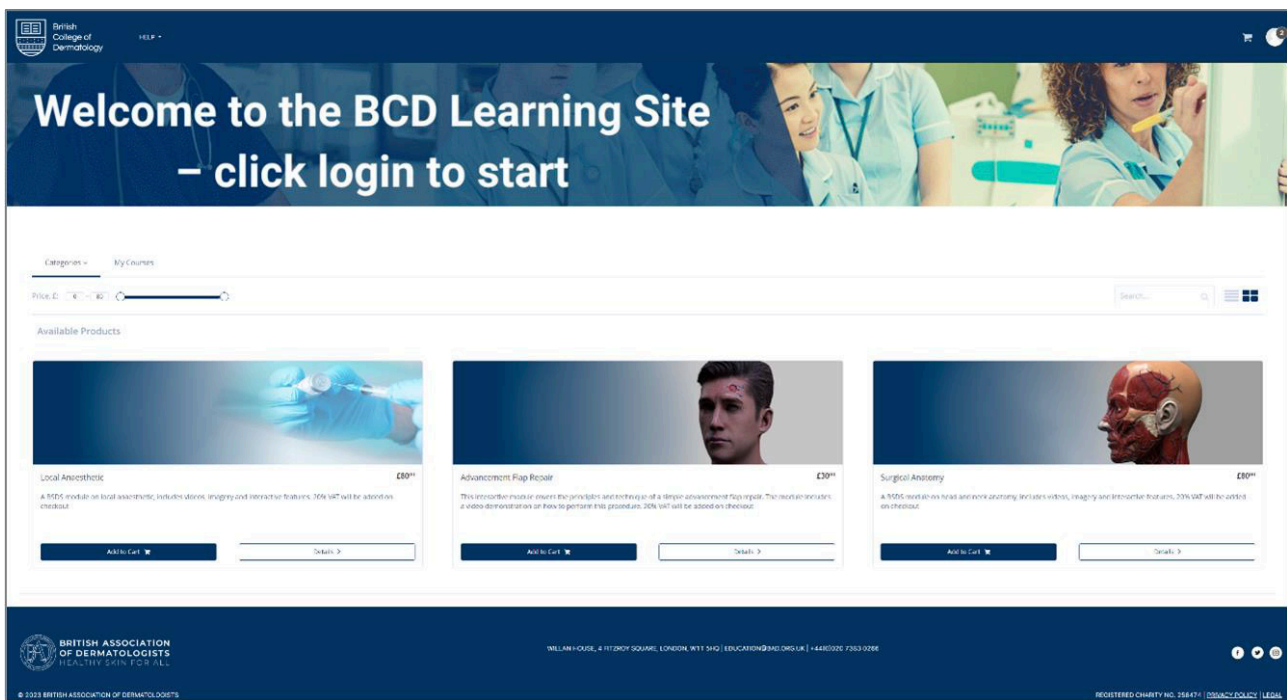
Our Education Faculty members and other contributors are already working hard on further engaging and relevant content. Things to look out for in the future include courses that support our new [Dermatology Referral Guidelines](#) (starting with basal cell carcinoma), case study material for nurses and GPs on prescribing retinoids, and modules for community pharmacists.

Our accreditation services including GPs with extended roles, post-certification Fellowships and course accreditation will be managed through our learning site. As will applications for our varied prizes, bursaries and awards.

All of these educational resources are relevant for a global learner audience.

RESOURCES:

<https://learning.bcd.org.uk/>



British Dermatological Nursing Group

The aims of the British Dermatological Nursing Group (BDNG) are to promote the development of the highest standard of care for the patient receiving dermatological care. To promote the development and recognition of the nurses role in dermatology for the benefit of the patient. Promote and support education and research into all aspects of dermatology nursing care. To provide a forum for the dissemination of developments and knowledge in the field of dermatology nursing.

BRITISH DERMATOLOGICAL NURSING GROUP EDUCATION AND CAREER PROGRESSION STRATEGY

Established in 1989, the BDNG is a professional organisation for nurses and associate healthcare professionals interested in dermatology. The Nursing and Midwifery Council (NMC) states to deliver safe and effective patient care throughout your career, updated, evidence-based education must be to a high standard.

1. This echoes the BDNG's desire to provide high-quality educational resources for its members.

In addition, the Royal College of Nursing (RCN) emphasise patients must be at the heart of our training and skills should be transferrable.

2. The BDNG pledges to help members develop, learn new skills and be confident in delivering excellent patient care whilst encouraging development of services and involvement in research.

Over 30 years, the BDNG has provided members with ongoing education driven by a dynamic and forward-thinking team passionate about providing the best evidence-based learning. Membership includes a quarterly publication of the Dermatological Nursing Journal, which many BDNG members contribute to. The journal is peer-reviewed, provides dermatological cutting-edge articles and is the only quality dermatological nursing journal in the UK. Within the journal, a section focuses on members wellbeing. Articles focus on how members take time

to destress whilst focusing on healthy mental health and lifestyle, examples being music therapy, cold water swimming and hillwalking.

Many dermatology services are being reconfigured. Therefore, the BDNG encourages associate members such as Pharmacists, Medical Students, Aesthetic Nurse Practitioners, Primary Sector, and other professionals interested in dermatology.

The BDNG incorporates Subgroups, led by interested BDNG members with common dermatological interests. Currently, 11 subgroups exist, including Primary Care, Research, Aesthetics and Paediatrics. Opportunities exist to create new subgroups, and a Hidradenitis Suppurativa subgroup is in development. These subgroups meet, develop education, share expertise, and contribute to regional study days for BDNG members. The BDNG provides the venue, and members can attend for a nominal fee. The BDNG utilises these subgroups for education, reviews, guidelines, and expert panels as they provide significant sources of expertise.

The BDNG holds an annual three-day national conference, bringing together delegates from all over the UK. The conference includes educational sessions for foundation, advanced-level nurses, and associate members. Delegates network and listen to presentations on topics including psychodermatology, diversity, advancing therapies and professional development. In addition, delegates can submit abstracts and posters showcasing innovative nursing practice, education, and research. Derm School, is focused on those new to dermatology. Sessions are provided with time for workshop interaction and discussion. An exciting aspect of the conference is the 'Dinner', when delegates meet colleagues, and BDNG awards are presented to winning delegates.

The BDNG website and app consist of E-learning courses which promote best practice standards. These courses provide a valuable resource for new nurses joining dermatology and advanced nurses needing a refresher. Certificates provided are an asset for portfolios of educational evidence and nurse revalidation. To move with the times, the BDNG provides a series of podcasts, on-demand lectures, and educational videos, all available via the app. The BDNG has a strong social media presence.

BDNG members can apply for financial awards, which include a complete master's programme, conference attendance and for nurses to attend the Australian College of Dermatologists' Scientific Meeting and the Dermatology World Congress. The BDNG collaborates with pharmaceutical and charity representatives to provide further education opportunities. Virtual live webinars are popular and cover various topics.

The BDNG has worked hard to create the BDNG Role Descriptors in collaboration with the British Association of Dermatologists (BAD). This guidance is intended to help support career development and recruitment whilst highlights training requirements for career progression. The Role Descriptors ensure UK consistency and equality, support UK nurse banding, which acknowledges health care assistants to advanced nursing. They serve as a framework for education and training development and have provided the Dermatology nursing workforce with a valuable tool to aid support, guidance, and direction.

3. Patients will always be at the heart of everything the BDNG does.

This article provides a small insight into the work and dedication of the organisation and showcases its commitment to the dermatological workforce.



Chilean Society of Dermatology and Venereology

Contribute to the development, improvement and scientific dissemination of everything related to Dermatology.

DERMATOLOGIC SURGERIES SESSIONS TO REDUCE THE WAITING LIST IN HOSPITALS

The Chilean Society of Dermatology and Venerology (SOCHIDERM) represents Chilean dermatologists. Its aim is to promote the development of dermatology in Chile through education, practice and support of skin related investigation. In our community, our aim is to provide public information about sun protection, skin cancer and skin hair and nail health. Reducing the waiting list of Benign skin tumors care and treatment for displaced and marginalised communities.

SOCHIDERM has been constantly supporting the Chilean Health ministry (MINSAL) through education, help in skin related and venerology guidelines, among other activities. On July 2022, SOCHIDERM, Minsal and the Chilean association of physicians (COLMED) carried out 3 Surgery operatives to reduce the waiting list in regions without dermatologists or in places with high volume of patients, with long periods - years - of time for surgical resolution.

Our first operative was in Los Ángeles, Bio Bio region; 514km from Santiago, Chile's capital. Six dermatologists and 4 residents in dermatology participated in this operative among with general and plastic surgeons. Over one hundred patients were resolved, and during the operative, 3 cutaneous malignancies were discovered.

The second operative was in Rancagua, sixth Region. Here five dermatologists and 4 dermatology residents resolved 65 cases.



Finally, our last operative were carried out in three hospitals in Santiago: La Florida, Hospital Sótero del Río and San Borja Arriarán Hospital. In this operative dermatologists and resident from different universities joined and worked together to resolve over 179 of cases. Patients were very satisfied, residents were very happy because all they have learned and dermatologists were pleased to help the community and teach.

As SOCHIDERM, we hope we can still help our community. We are looking forward to our melanoma and skin cancer campaign and hopefully in the future a skin cancer operative.



Chinese Society of Dermatology

The Chinese Society of Dermatology (CSD) was founded in 1937 during the Second World War. CSD organized and conducted a series of Chinese skin healthcare programmes, and contributed greatly to the prevention and treatment of sexually transmitted diseases and prevalent conditions such as hair lice and tinea capitis. The 'economic reform and open door' policy since 1978 heralded more robust activities of the CSD, in regard to international communication and exchanges, promoting continuing medical education and training for young and less experienced doctors, setting up dozens of subspecialties and specific disease research groups, supporting investigative studies, to name a few.

CSD TRAINING AND EDUCATION

With a population of 1.4 billion, there are only about 30,000 dermatologists in China, and there is currently a quality gap between urban and rural medical care in China. CSD uses various forms of dermatology popularization education, including regular lectures for primary care physicians, frontier lines for young experts, remote online free clinics for dermatologic conditions, and standardized outpatient construction for special diseases to help doctors and patients in remote areas.

CSD organize many lectures for primary care physician every year, focusing on the education and improvement of less experienced doctors in terms of clinical standardized diagnosis and advanced treatment methods. The meeting usually uses the way of hybrid conferences to facilitate more doctors to participate in learning and discussion. For example, on July 4, 2021, CSD Primary Doctor Program (Inner Mongolia Station) was successfully held in Hohhot, with 2,745 online and offline participants.

During the meeting, CSD dermatologists shared valuable clinical experience and recent clinical research progress and gradually established a long-term assistance mechanism. Mongolian dermatologists also shared their unique experiences and insights in the treatment of skin diseases by ethnomedicine. Everyone took their own strengths to better serve patients.

On July 10, 2021, CSD "Young Expert Frontier Line" activity walked into Tibet. During the meeting, in addition to sharing academic experience, CSD experts donated a total of 451 skin histopathological teaching sections to help Tibetan skin pathologists improve their learning.

During the outbreak of the epidemic (COVID-19), in order to facilitate convenient diagnosis and treatment for the majority of the patients, the CSD issued the initiative of online free clinic activities for skin diseases from February 10 to February 16, 2020. 209 senior dermatologists participated in the free clinic and helped 4798 dermatological patients to provide online professional disease consultation.

Trust and gratitude between doctors and patients filled the entire free clinic period, and everyone unites to overcome the most difficult moments together. Many common diseases in dermatology, such as Atopic dermatitis (AD) and vitiligo, bring great disease burden to patients.

There have always been pain points and difficulties in non standard medical treatment and uneven levels of diagnosis and treatment. Based on this situation CSD launched a special disease clinic project. On April 28, 2023, the adult dermatological atopic dermatitis (AD) outpatient compliance construction project was launched, and the first batch of representatives of 80 national construction center hospitals and tens of thousands of dermatologists attended the kick-off meeting. The project will be committed to promoting the capacity building of the dermatology specialties in hospitals, jointly carrying out high-quality research, and providing patients with more scientific and standardized treatment options. CSD will continue to provide popularize dermatology education, promote high-quality research, and better serve patient. For more information please visit: <https://csd.cma.org.cn>



Dermatology Nurses' Association

The Dermatology Nurses' Association (DNA) is a professional nursing organization comprised of diverse individuals who are committed to quality dermatologic care to provide exceptional patient outcomes through sharing knowledge and expertise.

COMPETENCIES FOR DERMATOLOGY NURSES

The DNA's desired future is to be the hub of a vibrant global network of dermatology care providers with health care professionals from around the world accessing DNA's knowledge and expertise in dermatology care through a wide variety of high-quality educational resources including a premiere journal, international conferences, technology, and shared research. To meet this desire, the DNA has developed competencies for dermatology nurses and helping nurses to master these competencies through our Strategic Goals of:

- **Public Awareness and Advocacy** by being a resource of knowledge, expertise, and advocacy in dermatology, nurse practice, and healthcare
- **Education** by being a leading educator for dermatology nursing worldwide.
- **Professionalism** by providing certifications and scopes and standards of practice.

Public Awareness and Advocacy:

In order to assist dermatology nurses worldwide in obtaining these competencies, the DNA participates in advocacy efforts. Our Health Policy and Advocacy Scanning Council scans the environment and acts on relevant issues.

Education:

In order to assist dermatology nurses worldwide in obtaining these competencies, the DNA provides education both at in-person meetings and in our online DNA CE Center.

This allows nurses from around the world to participate in and have access to current evidence-based practices while obtaining the needed competencies. The DNA also provides basic workshop courses to obtain and have available for review relevant nursing care. Our Premiere Core Curriculum workshops include Dermatology Nursing Essentials, Phototherapy, Cutaneous Surgery, and Aesthetics.

Professionalism:

As a leader in the dermatology nursing world, the DNA has comprised competencies in our most current Scopes & Standards document that outlines competencies for dermatology nurses and advanced practice registered nurses. This document provides Standards of Practice and Standards of Professional Performance of Dermatology Nursing. In addition, the DNA is completing the groundwork to also provide competencies for Medical Assistants working in dermatology.

In a partnership with our certification boards, the DNA also assists dermatology nurses to obtain competencies by providing a framework of study to prepare nurses to sit for certification exams. Certification provides an added credential beyond licensure and demonstrates by examination that the Registered nurse or Nurse Practitioner has acquired a core body of specialized knowledge and adheres to specialized nursing standards. It assures consumer protection and confers peer and public recognition to those individuals who prove proficient in their practice.

RESOURCES:

More information on the DNA Nurse Competencies, Strategic Goals, and other professional nursing development information and opportunities is available at:

<https://www.dnanurse.org>

German Dermatological Society

The German Society of Dermatology (DDG) is the scientific society of German-speaking dermatologists. The goals of the DDG are the promotion of scientific and practical dermatology, venereology and allergology and their specialties such as andrology, phlebology and lymphology, proctology, dermato-oncology, dermatological radiotherapy, dermatological microbiology, occupational and environmental dermatology, dermatohistology as well as prevention and rehabilitation.

THE DEVELOPMENT OF DERMATOLOGY IN THE AGE OF MOLECULAR MEDICINE

With the launch of the Human Genome Project the stage was set for rapid advancements in the molecular understanding of defects in biological pathways, thus facilitating the identification of targets for treatments concerning skin cancer, autoimmune, chronic inflammatory, genetic and infectious diseases. For the following skin diseases molecular diagnostics have become an integral part of the diagnostic thesaurus.

Melanoma and melanocytic tumors

The molecular understanding of malignant melanoma pathogenesis has revolutionized treatment options. Only 10 years following the discovery of B-RAF and c-KIT mutations in 2002, the first targeted therapy for malignant melanoma was available. Today, malignant melanoma are routinely screened for B-RAF, N-RAS or c-KIT mutations. Upon mutation detection, MAP kinase inhibitors belong to the most successful therapeutic approaches for malignant melanoma, with response rates of 50 % even in the long term.

Dermatofibrosarcoma protuberans (DFSP)

DFSP is a prime example of molecular diagnostics in mesenchymal tumors, being susceptible to targeted therapy with tyrosine kinase inhibitor imatinib. Here, (differential) diagnosis relies on molecular characterization via detection of the fusion gene COL1A1-PDGFW.

Epithelial skin cancer

This largest group of skin cancers consists in 81% of basal cell carcinoma (BCC). Most BCC can be cured via surgical tumor resection. In cases of locally advanced or metastatic disease, however, systemic therapeutic approaches are necessary. Molecular studies have identified dysregulation of the hedgehog signaling pathway in approximately 85% of BCCs via mutations in patched homolog 1 (PTCH1) and smoothed homolog (SMO). Treatment options targeting the hedgehog signaling pathway are now available for advanced BCCs.

Cutaneous Lymphomas

With an incidence of 1/100.000, cutaneous lymphomas make up about two thirds of all lymphomas. T-cell lymphomas, especially in the classic variant of mycosis fungoides (MF), represent the largest subgroup of cutaneous lymphomas. The current diagnostic algorithm includes clonality analysis of both the TCR- γ and TCR- β locus. In addition, the tumor clone frequency is regarded as a prognostic biomarker concerning progression in early-stage MF.

Langerhans cell histiocytosis

Langerhans cell histiocytosis is a myeloid neoplasia of dendritic cells mostly affecting children under 15 years of age with a broad spectrum of clinical manifestations. The molecular background of Langerhans cell histiocytosis includes mutations within the RAS, RAF, MEK and ERK pathways leading to clonal proliferation of mutant dendritic cells. Therefore, histological diagnosis using conventional immunohistology (CD1a / Langerin) can and should be confirmed via mutation analysis of the B-RAF, MEK, ERK-pathway.

Infectious skin diseases

Identifying pathogens in infectious diseases is the basis for specific and adequate treatment. Molecular biological methods allow an increasingly rapid pathogen identification. In dermatopathology, PCR-based methods can be used to detect bacteria (e.g. borrelia), viruses (e.g. herpes viruses), fungi (e.g. dermatophytes) or parasites (e.g. leishmania). Molecular results have been proven to correlate with histopathological findings and the corresponding clinic. Since molecular methods are simple, specific, and fast, classical methods e.g. within mycological diagnostics are increasingly being replaced. Here, DNA-based molecular methods increase the sensitivity as well as the diagnostic specificity at a reduced time-to-diagnosis of only 24-38 hours.

Inflammatory dermatoses

Looking at inflammatory dermatoses, molecular methods from experimental diagnostics are also translating into practical medicine. This applies above all to the group of autoinflammatory diseases with known or suspected interleukin-1 mediated pathogenesis.

In addition, pustular forms of psoriasis can exhibit a specific genetic architecture. A minority of cases are triggered by mutations in the interleukin-36-R gene, an anti-inflammatory protein known as an antagonist of the interleukin-36 receptor. This molecule inhibits the activation of NF-kappa-B in interleukin-36- α , β and γ . Further deciphering of signaling pathways in inflammatory dermatoses will revolutionize precision medicine.

Genetic diseases

More than 400 genetic skin diseases are known, with heterogeneous phenotypes and genotypes. The molecular diagnosis of genetic skin diseases can include simple methods such as PCR, over sequencing of a candidate gene or gene dosage analysis up to complex and detailed RNA or genome sequencing. For clinically recognizable phenotypes with known genetic defects, targeted analysis of the candidate gene is the gold standard. In recent years, molecular methods have led to significant progress concerning known genetic diseases such as epidermolysis bullosa hereditaria, ichthyoses or palmoplantar keratosis, but have also enabled the discovery of a number of new genetic skin diseases and corresponding accountable genes.

The DDG will do its utmost to ensure that the diagnostic and therapeutic options mentioned above are made accessible to all patients.



Images: © Kaiserin Friedrich Haus

Honduran Society of Dermatology and Dermatologic Surgery

We are a non-profit organization, with leadership in dermatological health in Honduras, we motivate and develop promotion, prevention, education and continuous updating activities for doctors, undergraduate and graduate students, and the general population, in turn, we promote, and We support the individual scientific, ethical improvement, professional and cultural relations of its members, and we maintain scientific exchange with national and foreign entities that pursue the same goals.

NATIONAL LUNAR WEEK

The regulation for the action and social projection of the Honduran Society of Dermatology and Dermatological Surgery (SHODERCIDER), establishes that activities aimed at the benefit of the Honduran community must be carried out, either on their own initiative or in collaboration with other national, international, officials or individuals that promote the improvement of the skin health conditions of Hondurans. For this, one of the strategies is advertising campaigns that contribute to the prevention and promotion of Honduran dermatological health, such as the week of the mole.

The week of the mole is an activity that is carried out in other countries, in Honduras, it began to be carried out in June 1997, in the Dermatology Service of the Hospital Escuela, in the capital City of Tegucigalpa, the main state care center, At the initiative of Dr. José Silverio Morales, it was carried out for 17 consecutive years, from its creation until 2013, from that date they have been discontinuous (2015, 2017, 2019). In recent years, dermatology services from other cities have joined the activity, such as the Mario Catarino Rivas Hospital, San Pedro Sula, in the north of the country, led by Dr. Cándido Ulises Mejía (13 years old, from 2007 to 2019), Fundación CAMO, in Santa Rosa de Copán, western zone, realized by Dr. Cinthya Espinoza

(9 years, 2012-2019), private clinic in Olancho, eastern zone, realized by Dr. Karen Cerrato (6 years, 2014-2019), the Hospital de San Marcos de Ocotepeque, western zone, realized by Dr. Rafael Valle, (1 year). During said week, educational activities, clinical evaluation, biopsy taking, and surgical treatment of detected neoplasms are carried out, with the support of other Hospital services, such as General Surgery, Plastic and Reconstructive Surgery and Pathology. In this activity, an average of 1,500 to 3,000 patients have been treated each year and in the following weeks, after its completion, patients continue to arrive both at state hospitals and private clinics, an impact that has not been documented.

This activity has been organized with the support of the pharmaceutical industry, which provides advertising material and supplies, the written, radio, and television media, which provide free space for dermatologists to promote activity and education.

To date, SHODERCIDER's support in this activity has been indirect, and given that due to different limitations in state hospitals it has not been possible to resume its post-pandemic Covid19 implementation and to expand actions at the national level, it has been determined that from of this year 2023, SHODERCIDER adopts this activity as its own, and it will be carried out in the month of June, within the framework of the celebration of World Skin Cancer Day, expanding its coverage simultaneously to all cities that have Dermatologists, currently in 14 cities of the 18 Departments that constitute the political division of the country.

This year, SHODERCIDER will focus on promoting World Skin Cancer Day, June 13, with an invitation to all its members to develop the promotion with written publications, videos, and live talks on melanoma, non-melanoma, and photoprotection skin cancer, through its social network channels, those of its members and written, radio and television media in each city and at the national level, as well as clinical and dermoscopic examination, using a unified instrument to document the impact of the activities of the national week of the mole

RESOURCES:

For more information on the week of the previous mole, you can consult:

1. José Silverio Morales. *15 years of experience in the prevention of skin cancer*, *Rev Med Hondur*, vol. 79, No. 4, 2011.
2. <https://www.salud.gob.hn/site/index.php/component/k2/item/1313-alrededor-de-500-pacientes-serán-atendidos-durante-the-week-of-the-nevus>. Theme: National Nevus Week. Access to healthcare.
3. Ariana Grissel Hernández Orellana, et al. *Skin cancer in Honduras from January 2011 – December 2015*. *Rev Med Hondur*, Vol. 84, No. 3 and 4, 2016.

Hungarian Dermatological Society

The Hungarian Dermatological Society (HDS) set out to enhance public understanding and awareness of dermatological conditions by launching a campaign to address various aspects of skin health. The campaign aimed to dispense reliable and accessible information, foster education among dermatologists, and support research in dermatology. By engaging in comprehensive communication strategies and forming strategic partnerships, HDS sought to reinforce its credibility and professionalism to fulfill its dedication to advocate skin health in the Hungarian community. The campaign aimed to reach a broad audience, including stakeholders, potentially affected individuals, and family members, creating a significant impact on the nation's skin health.

THE HUNGARIAN DERMATOLOGICAL SOCIETY'S UNPRECEDENTED PUBLIC AWARENESS CAMPAIGN OF 2022: A TRIUMPH OF REBRANDING AND OUTREACH

In 2022, the Hungarian Dermatological Society (HDS) has undertaken an ambitious project to revolutionize its approach to public communication. This campaign turned out to be a remarkable success. The initiative, a first among national medical societies in Hungary, aimed to bolster the HDS's credibility and professionalism by executing a comprehensive public communication strategy.

During the campaign, the HDS harnessed the prowess and sway of the dermatology profession through a double-edged strategy. On one hand, more than 40 dermatology experts actively participated in working groups to dispense credible information from a reliable source. On the other hand, the dermatologists' core message about skin health was distributed to a broad audience. The campaign was spearheaded by respected academic leaders in the field, such as department heads and key opinion leaders. These individuals, known for their influential

status and expertise, significantly bolstered the campaign's message, by amplifying its scope and influence. Their involvement personified the profession, infused a personal element into this extensive initiative and counterbalanced that vast amount of unreliable information posted on the web.

To reach a broad target audience, including stakeholders, potentially affected individuals, interested parties and their family members, the HDS teamed up with a professional communication agency. The campaign was extensive, involved independent lay information and awareness initiatives on nine topics, covered by six working groups. The board of the HDS and over 40 dermatology specialists supported these initiatives that included atopic dermatitis, non-melanoma skin cancer (NMSC), melanoma, photoprotection, sexually transmitted diseases (STD), psoriasis, and physical skin injuries.

A critical part of the campaign was the complete rebranding of the HDS by introducing a new logo, and a massive re-shaping of the society's online and social media presence. The most noteworthy development was the creation of a new information site, skindex.hu, launched in May, 2022. The website served and continues to serve as an information hub to provide accessible and reliable information about various dermatological conditions and treatments.

The HDS involved nine corporate sponsors, pharmaceutical and skincare companies, who provided non-branded professional and financial support. The sponsors expressed significant satisfaction with the campaign's execution, indicating a successful collaborative effort.

In an effort to maximize visibility, the HDS's communication activities were presented across various high-reach professional and public media platforms, including radio, television, online, and print. The campaign also managed to reach younger demographics through festival venues and online platforms, demonstrating successful preventive outreach to traditionally hard-to-reach target groups.

The campaign results from January to December 2022 were impressive. Online, the HDS's campaign posts and ads on Facebook, Instagram, YouTube, and Google were viewed 4.1 million times, reaching over 1.7 million internet users (total number of internet users in Hungary: 8.56 million in January 2022, source: Digital Hungary by [Datareportal](#)). Since its launch, the [skindex.hu](#) website has been visited by more than 100,000 users, demonstrating the efficacy of the HDS's digital outreach. The press releases had a substantial impact as well. The media reach extended to over 30 million people, approximately five times the total domestic adult audience. By the end of December, 2022, over 260 press appearances have been generated.

The Hungarian Dermatological Society's 2022 public campaign stands as an example to the power of strategic rebranding and public education in the medical field. The society's commitment to improve dermatological awareness and education, combined with the innovative communication strategies employed, achieved remarkable results. It demonstrated the potential for medical societies to transform their public perception and reach a broad audience through a well-executed rebranding and educational campaigns. We believe that the HDS's initiative serves as an inspiring model for other medical societies aiming to bolster their public outreach and education initiatives.

Dr. Norbert Miklós Wikonkál, current president and Dr. Zsanett Renáta Csoma, current secretary general of the HDS.

The leaders of the campaign were: Dr. Rolland Gyulai, past president and Dr. Éva Szabó, past secretary general of the HDS, PR-ego (integrated communications agency, responsible for the campaign).



Indian Association of Dermatologists, Venereologists, and Leprologists

The vision of Indian Association of Dermatologists, Venereologists, and Leprologists (IADVL) is to provide quality skin health for the community, continuing medical education to and advocacy on behalf of the members, specialty and patients.

IADVL WORLD SKIN HEALTH DAY 2023 REPORT: PROMOTING HEALTHY SKIN AND FIGHTING STEROID CREAM ABUSE

On a sunny April 6, 2023, the IADVL embarked on an extraordinary mission to celebrate Skin Health Day. This ambitious occasion became a platform for the association's members to showcase their dedication to community welfare by conducting innovative programs and camps in diverse settings, spanning rural and urban areas, prisons, orphanages, schools, and colleges. The IADVL, along with IADVL Academy, Community Dermatology, Media Cell, Dermatalent, National Resident Connect Cell joined forces with dermatologists and dermatology departments across India to create a widespread impact, raising awareness among patients, healthcare workers, and the entire community.

To ensure maximum outreach, dermatologists across the country utilized specially crafted templates to propagate the significance of skin health. From bustling cities to remote villages, the message reverberated through both virtual platforms and tangible engagements. Amidst the activities, participants adhered to Covid-appropriate behaviour, reinforcing the importance of maintaining safety protocols while delivering their noble message.

Setting the stage for the day's events, the IADVL EC along with both the Media Cell and Dermatalent Committee presented separate engaging video brimming with quick and practical tips for maintaining healthy skin. The video of Media Cell was shot in multiple Indian languages to ensure a wider reach.

The video ingeniously communicated vital information in a manner easily understood by the common man. Simultaneously, it emphasized the role of dermatologists as the sole qualified specialists to address skin, hair, and nail concerns, offering holistic care tailored to individual needs.

The team of residents at the IADVL National Resident Committee seized the opportunity to shed light on one of the most pressing challenges currently faced by skin specialists: the rampant abuse of steroid creams. This lurking subclinical epidemic poses a significant threat, waiting to unleash its devastating effects on society. The root cause lies in a lack of awareness regarding the adverse consequences of unsupervised usage of these products. To combat this issue head-on, a call for swift, strict, and prompt action was made, entailing patient counselling, awareness campaigns, education initiatives, and government regulation to curtail the easy availability of steroids and steroid creams to the general population.

The momentum of IADVL World Skin Health Day spread like wildfire, engulfing the entire nation at the state level. Informative skin health camps for patients sprouted in Telangana, Patna, Kerala, Rajasthan, Goa, Jharkhand, and several other states, acting as beacons of knowledge and care. IADVL Tamil Nadu, in its pursuit of enlightenment, organized educational visits to central prisons and educational sessions for sanitary health workers. A series of one-minute awareness videos, passionately highlighting the importance of skin care, steroid abuse prevention, and fungal infection management, captivated audiences and left an indelible mark on their consciousness. In Hyderabad, particular attention was directed towards the skin health of factory workers, amplifying the inclusivity and breadth of the event. The newspaper dedicated a section to the noble cause of improving skin health, further magnifying the impact of the day's activities.

All in all, IADVL World Skin Health Day 2023 left an unforgettable impression on the minds and hearts of countless individuals. It served as a catalyst for raising awareness, empowering communities, and disseminating crucial information about the practices and habits that contribute to radiant skin. Beyond the surface-level celebrations, the day sparked a movement against steroid cream abuse, uniting professionals, patients, and government authorities in their commitment to safeguarding the nation's well-being.

Written by Dr Dinesh Kumar Devaraj MD, FRCP, Honorary Secretary General, IADVL

Acknowledgement: Dr Rashmi Jindal, Convener, IADVL Academy, Dr Vignesh Narayan, Convener, IADVL NRC



IADVL World Skin Health Day 2023 Coverage in Newspaper



IADVL World Skin Health Day 2023 in Telangana, India



IADVL World Skin Health Day 2023 on Malabar region, Kerala, India

Indonesian Society of Dermatology and Venereology

The Indonesian Society of Dermatology and Venereology (INSDV)'s mission is to actively participate to improve the health status of the Indonesian people, either independently or join with other professional organizations in an effort to support government programs in the health sector, especially skin and genital health/dermatology and venereology.

EVALUATION OF COMIC EDUCATIONAL MEDIA IN INCREASING KNOWLEDGE OF LEPROSY AND STIGMA IN SCHOOL-AGE STUDENTS IN LATUHALAT VILLAGE

Indonesia ranks third with the most leprosy cases globally; 10,976 cases were detected in Indonesia in 2021. According to Martoreli's research in western Brazil in 2021, it is believed that the emergence of stigma surrounding leprosy in the community is a result of a lack of adequate education about leprosy, particularly among children. The lack of education about leprosy in the community often leads to a late diagnosis, resulting in severe complications and the possibility of children who are easily infected because the community does not fully understand the transmission and infection of leprosy. To eliminate leprosy, comprehensive management is needed, especially considering the lack of education at various ages.

Several countries, including Indonesia, are facing difficulties in fighting leprosy. The Ministry of Health noted that most leprosy cases occurred in the eastern regions, such as Maluku, Minahasa, Gorontalo, and Papua. After going through many considerations, what makes the high prevalence of leprosy in Latahulat possible is community stigma. People still consider leprosy a serious disease or curse. Furthermore, this is why Indonesia

needs help to achieve the elimination target. Therefore, we, the Indonesian Social Dermatology Study Group (KSDSI), started early education for elementary school children with the hope that, in the future, this will reduce stigma and realize a society without leprosy stigma.

Through leprosy health comics, the content comics aim to provide information about leprosy infection, entitled "Bunga dan Langit: The Little Doctor: Let us Help Leprosy Patients." The comics are designed according to the target age group. This comic contains information on leprosy definitions, transmission, stigma, and potential disabilities. This comic is a suitable method to be tested for validity in educating elementary school-age students. Hopefully, when they know about leprosy infection from a young age, they can improve the public stigma against leprosy infection and be more introspective about preventing the disease so that the leprosy elimination target can be successful in the future, considering that Indonesia is still the country with the most leprosy sufferers in Asia. In addition to providing education, this project is incorporated with other specialties in conducting direct physical examinations with lepers to prevent further complications.

In March 2023, KSDSI members consisting of Dr. dr. Dhelya Widasmaras, Sp.KK(K), Dr. dr. Sri Linuwih S.W. Menaldi, SpKK(K), dr. Hanny Tanasal, SpKK, dr. Yoslien Sopamena, M.K.M, dr. Marina Rimadhani, SpKK, dr. Amanda G. Manuputty, M.Ked.Klin., SpDV, dr. Ni Wayan Eka Ciptasari, Sp.KK, dr. Mochammad Ayyub Arachman, M.Ked.Klin., Sp.DV. We intervened in reading comics to elementary school students, and it was found that these comics were easy for students to understand.

Students also understood the message conveyed in the comic: that it was important not to stay away from lepers, so this comic can be used as a medium to introduce leprosy to students in a fun and easy-to-understand form. From questionnaires about leprosy before and after the intervention, it was found that there was an increase in the number of correct answers. As many as 93% of children also agree that through this education method, comics are easier for children to understand for their age. There are still many challenges in detecting leprosy early to prevent disability. One of the causes is a need for more knowledge and a high stigma in rural areas. Comics for children have advantages if used in teaching and learning activities, and in this case, we use them as a fun medium to introduce leprosy to students.

Figure 1. Courtesy of the Head of Indonesia Dermatology Social Study (Dr. Dhelya) educating students with the comic



Figure 2. Courtesy of Dr. Marina, educating students with comic storytelling



Figure 3. Representatives of KSDSI (Study group of Indonesia Dermatology Social) members consisting of Dr. dr. Dhelya Widasmara, Sp.KK(K), Dr. dr. Sri Linuwih S.W. Menaldi, SpKK(K), dr. Hanny Tanasal, SpKK, dr. Marina Rimadhani, SpKK, dr. Amanda G. Manuputty, M.Ked.Klin., SpDV, dr. Ni Wayan Eka Ciptasari, Sp.KK, dr. Mochammad Ayyub Arachman, M.Ked.Klin., Sp.DV with elementary school students of Lutuhalat village.



Indonesian Society of Dermatology and Venereology

The Indonesian Society of Dermatology and Venereology (INSDV) aspires to become a preeminent professional society in the field of dermatovenereology on an international level, while simultaneously working towards improving community health. Our primary goals include strengthening the professionalism of all members, building national and international networks, enhancing knowledge and community health in dermatovenereology, and improving the quality of society management in the technological era.

WORLD LEPROSY DAY 2023 IN INDONESIA

To combat the stigmatization and discrimination surrounding leprosy in Indonesia, the INSDV is committed to educating the public on this issue. Leprosy remains a significant national health problem in Indonesia due to its complex effects on patients. It extends beyond being a medical issue and includes social, economic, and cultural problems due to the stigma and discrimination against leprosy patients. To commemorate World Leprosy Day 2023, the INSDV, along with all its 29 branches and study groups, organized a range of events aimed at combating miseducation and stigmatization.

In partnership with the Identification Team for Eye, Skin Extremities Signs in Leprosy Patients (Katamataku), an INSDV study group organized a community service event to detect and treat leprosy patients in Ambon, Maluku. This event, held on the 9-11 of March 2023, involved health checks for the early detection of patients suspected of having leprosy. The health checks were conducted in partnership with Universitas Indonesia's Department of Dermatology and Venereology, Department of Ophthalmology, Department of Physical Medicine and Rehabilitation, and Department of Ear, Nose, and Throat. The health checks included an examination of the skin, hands, feet, eyes, and ENT, and were provided to 250 patients, along with glasses, moisturiser, and artificial tears.

In addition to medical treatment, the event also included outreach activities to residents, school students, and health checks in Latuhalat Village, Nusaniwe District, Ambon. The event aimed to empower former leprosy patients and their families, as well as surrounding communities, and build awareness so that patients with symptoms can seek treatment without fear of being stigmatized and isolated from their community.



In addition to community services, the INSDV and all of its branches held Perdoski Goes to Campus, in where they organized seminars at their local universities with the theme 'Act Now, End Leprosy'. These seminars were organised by an INSDV study group and focused on the themes of "Prevention and Treatment for Leprosy" and "End Stigmatization against Leprosy." The seminars were attended by medical students, dentistry students, and nursing students, with the aim of eradicating the idea that leprosy is a taboo topic and supporting changes in the community's mindset towards this disease. Alongside with seminars, INSDV also hosted public digital education sessions on Instagram regarding Leprosy Awareness, where we invited medical professionals to educate the public through Instagram Live sessions.

The INSDV hopes these education and community service events will inspire other organisations and communities to carry out similar activities to minimise discrimination towards patients with leprosy as a part of preparing Indonesia as a host for the International Leprosy Congress 2025. This mission works towards making Indonesia a zero-leprosy country, in line with WHO targets for 2030.

RESOURCES:

For more information, visit www.perdoski.id



International Eczema Council

The International Eczema Council (IEC) is an organization dedicated to increasing the understanding of atopic dermatitis and promoting its optimal management through research, education, and patient care. The goals of the IEC are to bring together dermatology and allergy experts from around the world to identify unmet needs for research, facilitate research, disseminate evidence-based information, promote best practices in patient care, and collaborate with physicians, scientists, and stakeholder organizations.

INTERNATIONAL, OPEN ACCESS INFORMATION ABOUT ATOPIC DERMATITIS

The IEC is committed to providing to the latest information and education about atopic dermatitis to the global dermatology and allergy community. The IEC believes in promoting education for all, across borders, and providing access to information at no cost, whenever possible, to ensure that everyone can benefit from the newest research and developments in atopic dermatitis.

The IEC contributes to the global body of knowledge about atopic dermatitis by having experts present the latest research and information at symposia held in conjunction with major dermatology and allergy meetings around the world. At each of these symposia, clinicians and researchers share new insights and promote management through research, education, and patient/family care. Most IEC speakers are IEC Councilors or Associates from diverse regions, with experience treating a vast array of skin tones and practicing in various geographic areas to ensure the global patient population is represented in the application of the latest research.

The IEC also provides free access to recordings of the symposia presentations, ensuring that valuable information is not restricted to those able to attend major dermatology and allergy meetings in person. This on-demand education is available on IEC's website at eczemacouncil.org/on-demand-webcasts. By making these resources available for free, the IEC is breaking

down barriers that could otherwise prevent healthcare professionals from obtaining the latest information on treatment options, management strategies, and research developments related to atopic dermatitis. With this free access to information, physicians stay up-to-date with the latest advancements in the field as they relate to their diverse patient populations.

In addition to presenting several themed symposia each year, the IEC offers educational opportunities through modules, fellowship programs, research opportunities, journal articles written by IEC Councilors and Associates, and more. Resources for patients include information on understanding atopic dermatitis, and how to communicate effectively with healthcare providers.

These free resources are crucial in promoting the optimal care and management of atopic dermatitis and improving the lives of those affected by the condition. Learn more about the IEC and its educational offerings at eczemacouncil.org.



IEC President Dr. Robert Bissonnette, MD FRCPC, kicks off the IEC symposium presented March 16 as part of Global Education Day at the Annual Meeting held this year in New Orleans, LA, USA. This was one of seven symposia the IEC is presenting at major dermatology or allergy meetings in 2023.

International Peeling Society

The International Peeling Society (IPS) dedicates itself to: maintain the highest possible standards of medical education pertaining to chemical peeling in Aesthetic Medicine and Surgery; promote the highest possible standards in clinical practice, education and research in chemical peelings; promote the highest standards of patient care and encourage public interest relating to chemical peels; provide a forum to develop relationships amongst chemical peel practitioners worldwide and to encourage the exchange of ideas and research relevant to chemical peeling.

INTERNATIONAL PEELING SOCIETY

The IPS was founded in 2012 by a group of international physicians in Germany.

The IPS is dedicated to promoting the scientific development of chemical, related peeling procedures and peels in aesthetic medicine and surgery.

The Society is concerned with the scientific advancement of peeling procedures. The knowledge gained is to be published and made available to both the medical community and interested laypersons. Another goal of the society is to inform the medical profession, patients and the public about quality standards, risks and new developments in the field of peeling applications.

The IPS promotes the education of medical professionals in the use of chemical peel procedures. This is done through hands-on training or our successful webinar series.

IPS experts are committed to developing and maintaining quality standards for chemical peels.

Since its inception, the Society has sponsored scientific research and studies on the risks and effects of various exfoliating reagents.

IPS hot topics:

- Peeling in Dark Skin Types
- Safely performing deep chemical peels
- Peeling Combined with Laser, Microneedling and Abrasion Techniques
- Peeling to Remove Wrinkles, Hyperpigmentation, Actinic Damage and Scarring
- The A-Z of Superficial Peeling for Pigmentary Disorder
- Standardization of Croton Oil Formulas for Treating Wrinkles and Scars
- New Peels and New Indications

MORE INFORMATION:
www.peelingsociety.com



BECOME A MEMBER!



Left to right: Dr. Uliana Gout (UK), Dr. Gary Monheit (USA), Dr. Oliver Kreyden (Switzerland), Dr. Sahar Ghannam (Kuwait), Dr. Luitgard Wiest (Germany), Dr. Marina Landau (Israel), Dr. Frank Muggenthaler (Germany), Dr. Fotini Bageorgou - Vice President IPS (Greece), Dr. Seaver Soon - President IPS (USA)

International Society of Dermatopathology

The aims and objectives of the Society are to 1) increase knowledge of the structure and function of the skin and of diseases of the skin by microscopy and other ancillary studies, 2) promote scientific research on skin by conventional, fluorescent, and electron microscopy, immunohistochemical and molecular studies, and other newly developed techniques, 3) establish and refine criteria for diagnoses of diseases of the skin, and 4) promote dissemination of scientific information by holding meetings, and by being sponsor of a journal, namely, The American Journal of Dermatopathology.

CONTINUING MEDICAL EDUCATION AND CHALLENGES POSED DURING THE COVID-19 PANDEMIC

The International Society of Dermatopathology (ISDP) places a strong emphasis on Continuing Medical Education in dermatopathology. Its mission statement in this area is to improve the overall quality of dermatopathology practiced by dermatopathologists, dermatologists and pathologists by offering courses that update medical knowledge essential to:

1. The enhancement of the competency and performance in the histologic diagnosis of cutaneous diseases
2. More effective communication of diagnostic findings and interpretation of their significance to clinicians who rely on the dermatopathologist's information for making therapeutic decisions
3. Upgrading other professional activities that are encompassed in the spectrum of healthcare services traditionally provided by dermatopathologists.

There are traditionally 2 meetings in the year: a Joint Meeting in the first half of the year which is held in the US, and a Symposium in the second half of the year which is held in a country outside of the US. These meetings provide up-to-date information and education in dermatopathology via didactic courses, interactive case-based presentations, oral

and poster presentations, basic science, panel discussions as components of course presentations, self-assessment courses and keynote speakers who are experts in the field of dermatopathology or allied fields. They also provide opportunities for interaction and promote friendship and scientific exchanges among attendees from all around the world.

The ISDP strives to offer support and guidance to trainees interested in dermatopathology. The Society website contains links to various dermatopathology fellowship or visiting scholar programs and centers around the world. The 'Dermopath Trainee World Cup', 'Dermopath Bowl for Trainees' and 'Fellow Information Session' are dedicated segments of the Joint Meeting program intended to engage physicians-in-training who are interested in dermatopathology. Four travel grants and one visiting scholar grant award are offered per year. The former helps defray the costs for attending an ISDP meeting held during the award year, while the latter helps with the costs of tuition, travel and/or housing during a visiting observership. Precedence is given to applicants who are trainees or practitioners in dermatology or pathology who reside in low or lower middle-income countries as classified by the World Bank list of economies.

The scourge of the COVID-19 pandemic was felt swiftly and sharply as it swept through the world in 2020. Global travel ground to a standstill and restrictions to group meetings made it impossible for the traditional model of in-person conferences to continue. However, with adversity comes innovation. The ISDP shifted to a virtual platform and successfully hosted a fully virtual Joint Meeting in 2021 and again in 2022. Holding meetings online opened new opportunities for outreach to the international dermatopathology community. In those 2 years, the Society held the virtual "Halloween Meeting" which showcased challenging and "scary" cases that brought with them great learning pearls.

With the lifting of travel restrictions and safe-distancing measures, the Society was able to return to an in-person conference for the 26th Joint Meeting of the ISDP in 2023, with the addition of a virtual component to enhance the learning experience and value for participants. The pandemic has taught us to embrace change, to stay resilient and to stay together.

Figure 1.
Stump the Chumps (Champs) session at the first virtual Joint Meeting of the ISDP in April 2021.

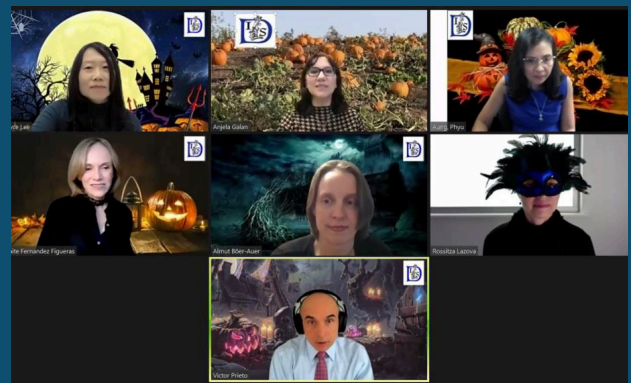


Figure 2.
Halloween Meeting held virtually in October 2022. Challenging and “scary” cases with good learning value were presented at the meeting.



Figure 3.
The brave warriors of the Multicontinental Match session at the 26th Joint Meeting of the ISDP (New Orleans, March 2023), the first in-person meeting of the Society after more than 3 years.

Iranian Society of Dermatology

The Iranian Society of Dermatology (IRSOD) founded in 1991 and has about 1500 dermatologist members. The IRSOD is the only institution officially recognized by the Iranian Ministry of health and Medical Education as a representative of dermatologists in Iran. The IRSOD exists to improve the science and art of medicine and surgery or procedure related to the care of the skin, hair and nails; provide continuing professional training for its members; support and advance patient care; provide public education on a variety of skin conditions or diseases to reach a lifetime of healthier skin, hair and nails.

THE NEED FOR ONLINE EDUCATION: A LESSON FROM COVID-19 PANDEMIC

The COVID-19 pandemic has significantly affected dermatology as well as many other health professions both in the field of medical practice and education. Medical education has been dramatically affected and altered during the current pandemic situation regarding the need to consider social or better to say 'physical' distancing as the main issue to control the virus spreading. As the pandemic continues to spread, traditional medical education including in-person classes, conferences, outpatient clinic and bedside teaching is being promptly replaced by numerous modalities of online education. These alterations seem not to be so new and have already been used for many years in the developed world, but developing countries encountered some limits even for its partial implementation.

The challenge of COVID-19 has warned IRSOD to get much more ready to learn and use online teaching as a major tool of education to prevent any substantial delay in either undergraduate or postgraduate dermatology education in this pandemic era. Fortunately, there are valuable experiences to use different online platforms to perform virtual dermatology education as webinars, online lectures, resident journal clubs, slide conferences, or book-reviews performed by IRSOD for both dermatologists and dermatology residents in this period.

There are some problems during these online courses, some related to the quality of internet connections and some others due to our limited experiences to use these online platforms. However, we feel this pandemic era could be a valuable chance for us to improve our abilities to adopt these more modern ways of education. We are so grateful that this pandemic ends nowadays and there would be many days when we all could gather in person again. Although online education would never replace the need for live education of residents and dermatologists, it would be definitely an important part of dermatology education in the future.



Since 2022, IRSOD plan to enhance both aspects of in-person routine conference or workshops and also its virtual education platforms both for its members and also for public population. We have tried to update our website and other virtual webpage for better public education and awareness about important skin entities such as skin cancers, sun protection, psoriasis, different type of hair loss, eczema, fungal infections, accurate information about lasers, filler and BTX injections or other dermatologic procedures. Moreover, the members of IRSOD have access to many workshops or panels about various skin conditions via our website.

IRSOD hope to enhance these online education platforms for better public knowledge and attitude about different skin diseases, treatments or procedures. Moreover, we hope to improve the knowledge and ability of our dermatologist members through many educational programs and workshop both as in-person mode or online conditions.

RESOURCES:

For more information, visit www.irsod.net



Nigerian Association of Dermatologists

The main aims of the Nigerian Association of Dermatologists (NAD) are to promote public awareness on skin health, act as an advocacy group against the stigmatisation of Nigerians with skin disorders, provide continuing medical education in dermatology for various cadres of healthcare workers, and assist the government in formulation of policies that will help enhance the health of Nigerians.

HEALTHY SKIN FOR ALL NIGERIANS AND THE SCOURGE OF SKIN LIGHTENING (SKIN BLEACHING) IN NIGERIA

In Nigeria, skin lightening still poses a serious threat to healthy skin. In the bid to lighten their complexion, most people use dangerous chemicals such as very potent topical corticosteroids, hydroquinone, mercury, and unknown chemicals formulated by untrained persons who claim to be specialists in skin care. To this end, members of NAD engaged in a nation-wide campaign to educate Nigerians, from high school students to adults from all walks of life, on the importance of having healthy skin and the scourge of using skin lightening agents, especially in tropical weather such as ours. The activities were independently coordinated by members from the six geopolitical zones of the country, all with the aim of enlightening as many people as possible on the dangers of skin-lightening agents and measures to promote healthy skin.

The activities of the South-West zone of NAD included the following:

1. A public lecture was held at the Federal Medical Center, Abeokuta. The program was well attended by people from the community and members of staff.
2. Sensitization walk and distribution of IEC materials to most departments at the Federal Medical Center, Abeokuta.
3. Skin Health Outreach was done for members of staff, patients, and other members of the community at the Federal Medical Centre, Abeokuta. This included health education and awareness on proper skin care, listening to their complaints and questions about the skin, examination of the skin and ensuring appropriate referrals.
4. Skin health talks were given to patients at the specialist clinics at the University of Ilorin Teaching hospital, Ilorin on the theme and subtheme.
5. Media awareness through TV presentations, radio presentations, Instagram Live were hosted by dermatologists in Ibadan, Ilorin, and Abeokuta. School outreach was carried out at Tanke Government Day Secondary School, Ilorin, Tanke Government Day Junior Secondary School Ilorin and Abeokuta Grammar School, Abeokuta. The theme and subtheme were discussed, and educational materials were distributed to the students.

Activities of the Lagos zone of NAD included giving health talks to patients in their respective clinics and also on radio stations on skin bleaching and its adverse effects. Videos were shared online and on the association's Instagram and Twitter handles. The north-central zone in Keffi founded a school skin care club in public high schools where discussions on skin bleaching were conducted in groups.

The south-south zone in Akwa Ibom teamed up with the Advocacy for Persons with Albinism Network and provided lectures on threats to healthy skin for albinos, demonstrated sunscreen use, and had a mini skin consultation for those who had dermatological concerns.

The Association also holds monthly webinars on various topics in dermatology as a form of continuing medical education for our members and to educate non-dermatologists and other health care workers on recognizing key signs of skin diseases. This has encouraged a better relationship and improved the early referral of patients. In 2021, the Association supported a bill submitted to the Nigerian Senate on the establishment of a specialized national dermatology hospital, which has been passed into law by both houses of parliament and is now awaiting presidential approval. We also submitted a memorandum to the Senate committee on health on the need for the National Agency for Food and Drug Administration and Control to regulate the formulation and distribution of cosmetics in Nigeria.

RESOURCES

For more information, visit our Instagram and twitter page @Nigerianderm and email us at nigassderm@gmail.com



Paraguayan Society of Dermatology

The Paraguayan Society of Dermatology is a non-profit legal identity of indefinite duration whose mission is to associate medical professionals specialized in dermatology and related. It promotes the development of research, exchange of knowledge and experiences at national and international level, stimulates education and training in techniques, procedures and updated technologies, encourages national and international relationships and advice public organizations.

PARAGUAYAN DERMATOLOGY: A LOOK AT THE WORLD OF TODAY AND TOMORROW

The future of dermatology:

A more systemic look at the specialty in inter- and post-disciplinary work teams.

Training programs relevant to the new needs of dermatological care. Professional profile with areas of training in clinical dermatology, medical surgery and aesthetics.

The Feminization of Dermatology

Establish strategic alliances of scientific societies with training units, public health ministries, PAHO, WHO, for community education in national campaigns for the

prevention and early detection of skin cancer, leprosy, in communities with a high incidence of same.

In Training and Education

Accreditation of the training units by national and international agencies Tutor training, sharing teaching development projects and key learning according to constant changes.

The Future of Dermatology as a Discipline

Dermatology as a specialty is a light that can be turned off, if we do not immediately realize that it is necessary to establish a cordial working relationship with other specialties related to dermatology, to prevent this prediction from happening. fully comply.

The evolution of the human being in all aspects implies changes, and dermatology as a specialty is no stranger to it. Adapt, change in the face of new challenges, technology that is growing by leaps and bounds, platforms, algorithms, social networks, telemedicine, etc..

What we have left is to cling to an ethical and humanistic conduct to “cure without harming” in the care and treatment of the skin, hair, nails and mucous membranes.



Philippine Dermatological Society

The Philippine Dermatological Society (PDS) is an organization of humane and service-oriented dermatologists observing the highest ethical professional standards and promoting knowledge through information dissemination, training and research.

PHILIPPINE DERMATOLOGICAL SOCIETY, IN THE LIMELIGHT

by Mary Jane Guazon Uy MD, MPH, FPDS

The PDS is the only specialty society recognized by the Philippine Medical Association specializing in pathologic and cosmetic dermatology. After more than 70 years providing continuing education to its members, PDS has four Regional Chapters, five interest groups and ten subspecialty societies under its umbrella. It has thirteen accredited Residency Training Programs in Dermatology all over the country. New residency graduates are thus encouraged to practice in the provinces, where they can establish practice close to the frontlines. We now have a membership of 1213 and counting.

The unique character of a PDS dermatologist is its consistent effort to provide cost effective treatments for patients. Their extensive experience on real-world out-comes provides them with in-depth knowledge on how to immediately choose the better drugs and procedures from the hype. This distinguishing characteristic has enabled the PDS to successfully navigate the rapid advancements in the science and technology without losing their goal towards effective and measurable treatment outcomes against the deafening noise of commercial enterprise.

While the Society has certainly improved the standard of care for dermatology in the country, the task of improving the accessibility of health care in many geographically isolated and disadvantaged areas still remains to be a major public health problem. Even with the implementation of the Universal Health Care program of the Department of Health which aims for no out-of-pocket payment for

all service patients, it could take more than a week's wages for some patients to spend for transportation to the capital just to see a specialist. Given this scenario, the PDS has activated its Out-reach Cluster to cater to these far flung communities. With the help of its members in their Regional Chapters, it has organized dermatological missions to communities in need. The PDS Outreach Cluster has partnered with the International Council of the Red Cross to provide skin care treatment for persons deprived of liberty. Providing free dermatological treatment to people in jail is one of the regular advocacy projects of the PDS Outreach Cluster under the leadership of Dr. Michellende Gatchalian.



The goal is to institutionalize more outreach programs like the annual Banaue Dersurgery Mission organized by Dr. Ida Tiongco in 2002. After two decades, it has finally been endorsed for continuation to the Regional Chapters. The aim to establish sustainable outreach programs hopes to address healthcare accessibility to communities. It also provides interesting clinical material for specialty training. This innovative approach could be a welcome addition to the Universal Health Care Agenda of the government.

Filipino dermatologists have been able to make significant strides in the diagnosis and treatment of tropical skin diseases and also established themselves as authorities in anti-aging, aesthetics and pigmentary disorders. To mention a few dedicated personalities, Dr. Vermen Verallo-Rowell continues her active pursuit of the beneficial properties of lauric acid in coconut oil and incorporated these anti-inflammatory elements into her skin care products. In the field of pigmentary disorders, Dr Evangeline Handog, has devoted considerable research on these conditions maintaining that ‘the primary aim for the treatment of pigmentary disorders of the skin is to improve quality of life’. She alludes to the fact that melasma, although not merely ‘skin deep’ has far reaching effects on a person’s confidence, self- esteem and social status. The same sentiment is echoed by Dr. Cristina Puyat, a much sought-after resource person on anti-aging and aesthetic procedures.

The PDS has paved the way for immense advancements in the science and practice of the specialty. Filipinos spread all over the world attest to that. They prefer going back home for dermatological treatment, no matter how advanced the healthcare system is in their places of origin. Home is where they are better understood, where they recover soonest and are actually treated best. The best dermatologist is still the one who can speak to your heart.



All of the achievements of PDS can be attributed to its members who have de-voted their time and considerable talents in the service of the PDS and to the country. The future of infinite possibilities awaits, and it is as bright as the young minds that the PDS mentored and nurtured to become the board-certified dermatologists of their generation. They will build their own legacy and blaze their own trails.



Spanish Academy of Dermatology and Venereology

The Spanish Academy of Dermatology and Venereology (AEDV) is a civil, apolitical and voluntary medical-scientific association whose mission is to study and promote the care of healthy and diseased skin for the benefit of patients, people, and society in general.

A SPANISH EDUCATIONAL PROGRAMMED TO PROMOTE PHOTOPROTECTION AMONG CHILDREN

Authors: Tamara Gracia-Cazaña¹, Trinidad Montero-Vilchez^{2,3}, Agustin Buendia-Eisman^{3,4}, Salvador Arias-Santiago^{2,3,4}, Magdalena De Troya-Martin⁵, Yolanda Gilaberte¹.

1. Dermatology Department. Hospital Miguel Servet. IIS Aragón, Zaragoza, Spain
2. Dermatology Department, Hospital Universitario Virgen de las Nieves, Granada, Spain.
3. Instituto de Investigación Biosanitaria Granada, 18012 Granada, Spain.
4. Dermatology Department, Faculty of Medicine, University of Granada, 18001 Granada, Spain.
5. Dermatology Department, Hospital Costal Del Sol, Marbella, Spain.

Sun exposure received during childhood plays a critical role in the development of skin cancer. Children and adolescents in general should be considered vulnerable populations, because they are susceptible to effects of toxic exposures; approximately 25% of lifetime sun exposure occurs before 18 years of age¹. Furthermore, a history of sunburn during childhood or adolescence doubles the risk of melanoma in adulthood².

Scholar photoprotection campaigns have proven to be one of the most effective strategies in preventing skin cancer. Educational interventions focusing on school-based photoprotection programs have proven to be the most effective and cost-efficient strategies³.

In 2017, the “Fundación Piel Sana” (FPS) of the Spanish Academy of Dermatology and Venereology (Academia Española de Dermatología y Venereología, AEDV) launched the “Convive con el Sol” (Live with the Sun) Educational Program, with the aim of boosting photoeducation in the classroom and promoting healthy photoprotection habits among schoolchildren.

The educational program “Convive con el Sol” has been created by experts in photoeducation with the purpose of improving knowledge and promoting education in sun protection from the classrooms. Its main objective is to develop knowledge, attitudes, and healthy habits in sun protection from childhood.

The program has been created by a multidisciplinary team of experts (teachers, dermatologists, and educators) aimed at preschool and first cycle of primary school students, and it has been developed in four languages: Spanish, Catalan, Basque, and Galician. It includes a didactic guide “Convive con el Sol” as a key tool for photoeducation, structured into 4 units that address topics related to the sun, the skin, the effects of solar radiation on health, and photoprotection measures.

The adopted model is that of a comprehensive and continuous educational program, involving the entire educational community and encompassing all educational levels.

With the teachers as a key agent in the transmission of knowledge, values, and behavioral models in the school environment, and dermatologists as knowledge references and quality assurance. In addition, this project allows working on the contents both in person and virtually, responding to the needs and use in the daily life of today’s society.

Recently, a quasi-experimental pilot study was established with a pre-test/post-test design to evaluate the efficacy of the “Convive con el Sol” program in children aged 3-8 years. Seven educational centers participated in the study. The number of completed baseline questionnaires was 351 for the CHRESI survey and 226 for the SolSano survey. After the intervention, the students improved their sun protection practices, as the number of children that went to beach at times of the day with high solar incidence was reduced and the use of sunscreen with SPF > 15 was increased. However, the percentage of sunburned children was not decreased, likely because many parents and caregivers were not fully aware of the importance of sun protection for children or the potential long-term consequences of sun damage. Increasing awareness through educational campaigns and programs can help bridge this gap.

Education in sun protection during childhood is a challenge in which we all must contribute. Educational centers should prioritize the promotion of health and facilitate the adoption of sun protection practices by the entire educational community, including teachers and families. As dermatologists, we also play a role by providing our knowledge in skincare and sun protection.

This project tries to address these gaps, collaborating efforts from parents, caregivers, schools, healthcare professionals, policymakers, and communities. By prioritizing children’s photoprotection and implementing strategies to overcome the gaps, we can better ensure the health and well-being of children in the sun.

REFERENCES:

1. Godar DE, Wengraitis SP, Shreffler J, Sliney DH. UV doses of Americans. *Photochem Photobiol.* 2001 Jun;73(6):621-9. doi:10.1562/0031-8655(2001)073<0621:udoa>2.0.co;2. PMID: 11421067.
2. Balk SJ; Council on Environmental Health; Section on Dermatology. Ultraviolet radiation: a hazard to children and adolescents. *Pediatrics.* 2011 Mar;127(3):e791-817. doi: 10.1542/peds.2010-3502. Epub 2011 Feb 28. PMID: 21357345.
3. Saraiya M, Glanz K, Briss PA, Nichols P, White C, Das D, Smith SJ, Tannor B, Hutchinson AB, Wilson KM, Gandhi N, Lee NC, Rimer B, Coates RC, Kerner JF, Hiatt RA, Buffler P, Rochester P. Interventions to prevent skin cancer by reducing exposure to ultraviolet radiation: a systematic review. *Am J Prev Med.* 2004 Dec;27(5):422-66. doi: 10.1016/j.amepre.2004.08.009. PMID: 15556744.
4. García-Harana C, Gracia-Cazaña T, Martín-Santiago A, Florez A, Galvan-Casas C, Fernandez-Morano MT, Blázquez-Sánchez N, Gilaberte Y, De Troya-Martín M. Evaluation of the educational intervention “living with the sun” by preschool and first-year primary school students: a pilot study. *Eur J Dermatol.* 2022 Nov 1;32(6):731-735. English. doi: 10.1684/ejd.2022.4376. PMID: 36856392.

Sri Lanka College of Dermatologists

The mission of the Sri Lanka College of Dermatologists (SLCD) is to advance knowledge, promote research and communication between dermatologists; to ensure excellence in clinical care and to improve skin health in the community by public education.

“THE COLOUR OF BEAUTY IS THE COLOUR YOU OWN”

The SLCD initiated a public awareness campaign titled “The Colour of Beauty is the Colour you Own” on 22nd of January 2022. This campaign was partly funded by the International League of Dermatological Societies (ILDS). Since the advent of colonialism on the island to the present day, fair skin has defined the standard of beauty and supremacy in Sri Lanka. The belief that fair skin is inherently superior to dark skin has become deeply rooted in a country with a primarily dark-skinned population. This concept of colourism has led to workplace discrimination, low self-esteem, body shaming and other psychosocial issues.

Our project primarily aimed to promote one’s natural colour and change the attitude of the youth towards the social construction of beauty. Additionally, the project intended to educate the public on the health hazards of skin-lightening agents while empowering them with correct knowledge about skincare and skin health. We believe our project will help people improve their self-confidence and reduce discrimination.

This public awareness program involved many stakeholders. In addition to the members of the SLCD, other medical professionals such as psychiatrists, oncologists and officials of the Ministry of Health provided health information to the public. Meanwhile, educationists, social media influencers, artists, fashion designers, beauticians, and other public figures such as sports personalities and entrepreneurs joined SLCD’s mission to create awareness

by reaching out to different niche groups of our target audience. We believe that this united front increased the receptiveness of the public. <https://fb.watch/jp2M4AmhB4>

We took several measures to approach the target group using social media, webinars, mass media, printed media etc. This strategy ensured that the message penetrated the target group island-wide, irrespective of gender, educational level or social class.

- **“The Colour of Beauty is the Colour You Own”**: <https://bit.ly/3JwFq76>
- **“How Skin Colour Helps You To Be The Best Version”**: <https://bit.ly/3potrBE>
- **“Skin Colour”**: <https://bit.ly/43eIhbX>

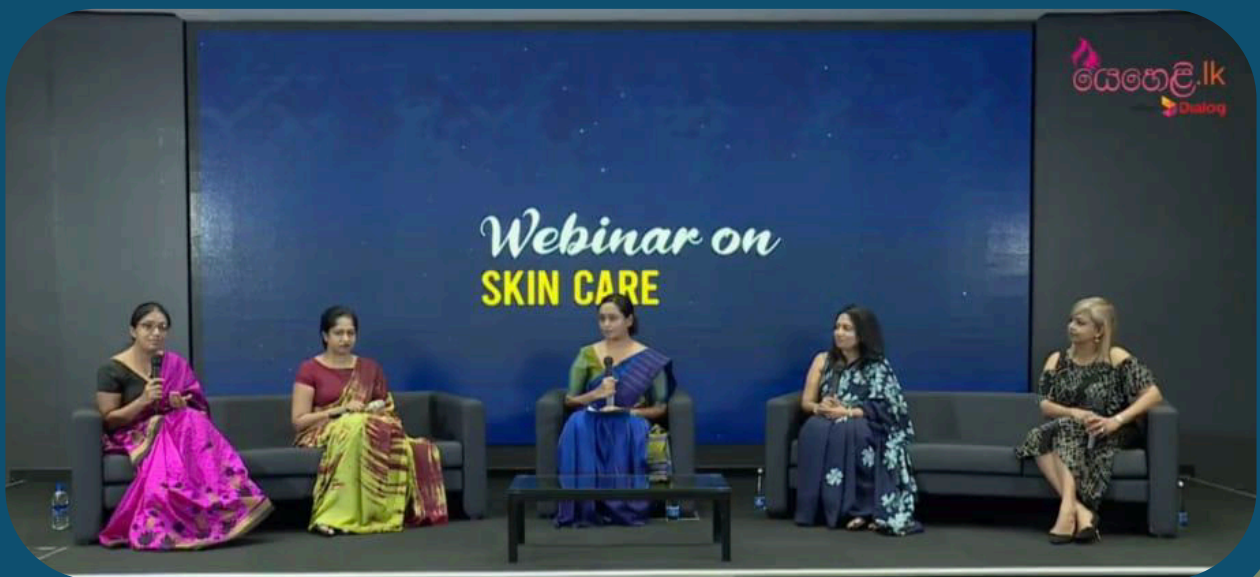
Your skin colour protects you from the harmful rays of the sun...
Changing it can cause dangerous consequences!

Non-standard skin whitening creams may contain certain harmful substances which can cause side effects.

- Steroids**
 - Excessive acne
 - Thinning of the skin
 - Stretch Marks
 - Facial hair growth
- Hydroquinone and Bleach**
 - Heavy metals such as Mercury and Lead
 - Kidney disorders
 - Cancer in internal organs
- Skin cancer dark spots**

Your skin colour is your identity! Protect it like a jewel...

We are proud to state that a year later, our campaign is still strong despite the worst-ever economic crisis in the country. The success of the social media and mass media components opened up many new avenues to ensure the project’s sustainability. The most significant is the permission to incorporate this health message in the new school curriculum, extended by the Ministry of Education. As education is compulsory in Sri Lanka until age 14, this endorsement guarantees that the spirit of our campaign will eventually reach every citizen in the country. Although the island-wide public education program reached around more than a million people, the cosmetic subcommittee of the SLCD that laid the groundwork for the entire programme consisted of only few members. Launching and maintaining a project on the negative impacts of skin whitening was challenging due to the vast market demand, the power of the skin fairness industry and the supportive media. However, the project involved many spheres of influence and thus was well-publicized. The SLCD hope to continue it’s efforts with more intensity, to ensure that the younger generation believes “The Colour of Beauty is the Colour You Own”.



The Japanese Dermatological Association

The Japanese Dermatological Association (JDA) was established in December 1900 and currently has more than 12,000 member dermatologists. The main goals of the JDA are to develop dermatological science and clinical medicine by providing educational meetings and programs to member dermatologists, particularly young doctors, to improve their clinical practice skills, to raise public awareness of skin diseases, and to advance global communication.

EDUCATION AND INTERNATIONAL COLLABORATION

Educational training programs and clinical practice

The JDA designates 100 main training facilities and 500 related institutions all over Japan to allow members to experience the treatment of various diseases for daily clinical practice and offers opportunities to be a certified dermatologist by carrying out official medical specialty exams in collaboration with Japanese Medical Specialty Boards. It also provides JDA eSchool on its website several self-learning programs, such as hands-on Dermatopathology training with a virtual pathological-slide viewing system, and online cutting-edge lectures by Japanese authorities in their fields. Besides, it offers scholarships to encourage early-career dermatologists to study abroad. The JDA is continuously developing and updating clinical practice guidelines to publish them both in Japanese and English, allowing anyone to view them free of charge.

Raising public awareness about skin disorders

The JDA has Skin Health Q & A on its website for the public to explain symptoms and treatment of the 40 most common skin disorders. Also, the association designates November 12 as Healthy Skin Day in

cooperation with the Japan Organization of Clinical Dermatologists and offers online lectures or articles in newspapers for citizens to raise public awareness of the risk of skin disorders. In the annual meetings of the JDA, plenty of open lectures have been offered to the general public on common skin diseases.

Advancing global communication

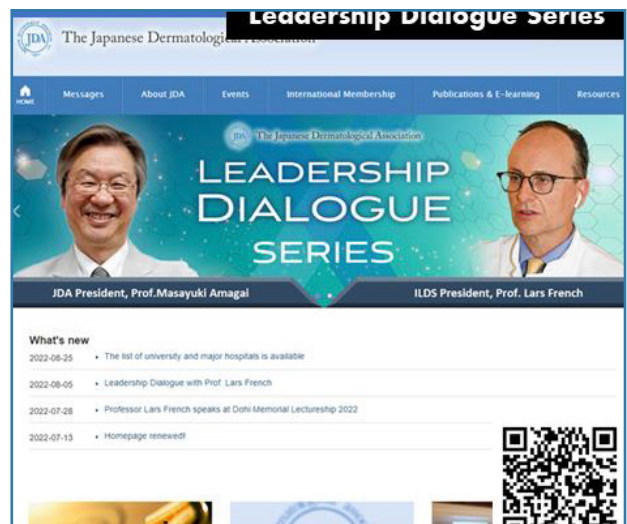
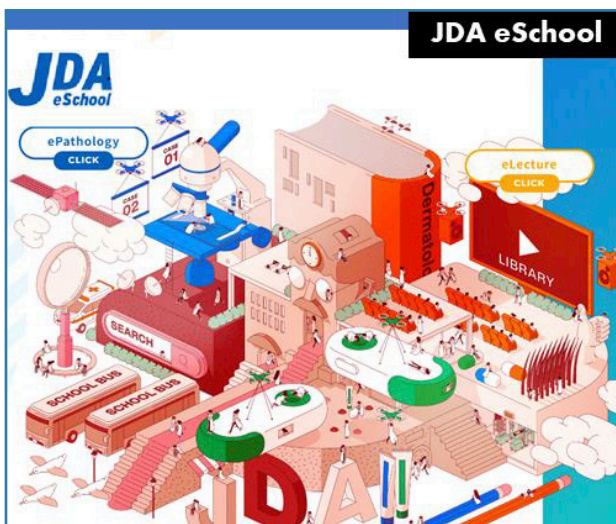
The JDA holds its annual meeting in person and online in June and welcomes participants from all over the world, offering English sessions each day for the four-day period to attract foreign attendees. Also, the JDA has four divisions, each holding a yearly two-day meeting. Various educational lectures and research presentations are provided to the members during the divisional meeting, and guest lecturers from overseas are invited to help promote international communication.

In addition, the association supports communication among dermatologists worldwide, particularly those in Asian countries. Besides, the JDA holds and assists joint congresses called Eastern Asia Dermatological Congress (EADC) with China and Korea every two years, and also, holds academic meetings with Germany every two years, and with Australia/New Zealand every four years. Furthermore, the association works globally to eradicate leprosy and donates 10,000 dollars every year to ILDS for IFD activities.

In 2022, the Leadership Dialogue series between the president of the JDA and the representatives of leading dermatological associations worldwide began. Interviews with the leaders of ILDS and EADV as a start, and there will be a great deal of collaboration and interaction with leaders from all over the world.

Contents on the English website are being improved; movies on the daily activities of Japanese dermatologists, 'Dermatologist and Life', are posted.

The association welcomes international members, allowing them to participate in academic meetings at member's fees, and to access educational content such as English journals or textbooks on Dermatology. The JDA aims to take initiatives and further communicate internationally from now onward.





ILDS

International League of Dermatological Societies

info@ILDS.org | www.ILDS.org

Company No. 05466148 | Registered Charity No. 1111469